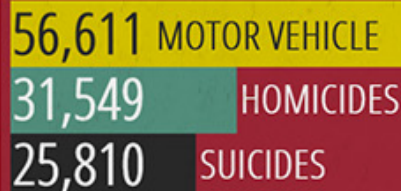


# FIREARM-related fatalities • HOMICIDE, • SUICIDE, & • UNINTENTIONAL in US CHILDREN & YOUTH

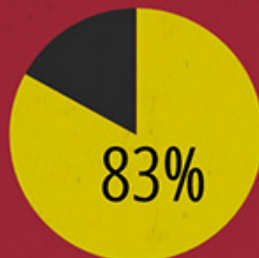
Homicide is the **second** leading cause of death among youth\*

From 2005-2010:



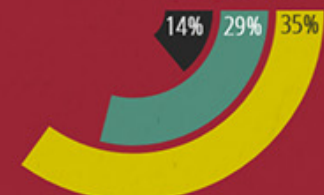
WISQARS (2005-2010)

From 2005-2010, **83%** of all youth\* homicides involved a firearm



WISQARS (2005-2010)

Youth\* make up **29%** of homicides and **35%** of firearm-related homicides, but only **14%** of the population



WISQARS (2005-2010)

From 2005-2010, firearms were used in **nearly half** of all suicides by youth\*



WISQARS (2005-2010)

More than **1 out of 3** suicides of those under age 18 occurred the same day as a crisis (such as an argument with a parent or a break-up)



SPRC (2002)

When someone under the age of 19 uses a firearm to complete suicide, it usually belongs to a family member



In **2 out of 3** cases, the firearm was kept unlocked

SPRC (2002)

177

64

On average, **177 youth\*** and **64 children\*\*** die of unintentional shootings every year

WISQARS (2000-2010)

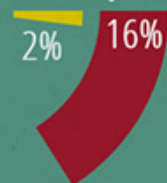
Preventing unintentional fatal shootings of children\*\* and youth\* in the US could have saved over



in 2005 alone

WISQARS (2005)

Unintentional shootings make up **16%** of firearm-related deaths in children\*\* compared to **2%** for the general public



WISQARS (2005-2010)

\*Youth are defined as ages 15-24  
\*\*Children are defined as ages 0-14

For evidence-informed strategies for prevention, visit our resource guide:  
[ChildrensSafetyNetwork.org/firearm-resource-guide-2013](http://ChildrensSafetyNetwork.org/firearm-resource-guide-2013)

To view detailed sources for this infographic, please visit:  
[ChildrensSafetyNetwork.org/publications/firearms-intent-infographic](http://ChildrensSafetyNetwork.org/publications/firearms-intent-infographic)

[www.ChildrensSafetyNetwork.org](http://www.ChildrensSafetyNetwork.org)



Children's Safety Network

## **FIREARM-RELATED FATALITIES IN US CHILDREN & YOUTH: HOMICIDE, SUICIDE, AND UNINTENTIONAL**

Homicide is the second leading cause of death among youth\*

From 2005-2010:

Motor vehicle: 56,611 deaths

Homicide: 31,549 deaths

Suicide: 25,810 deaths (WISQARS, 2010)

From 2005-2010, 83% of all youth\* homicides involved a firearm (WISQARS, 2010)

Youth\* make up 29% of all homicides and 35% of all firearm-related homicides, but only 14% of the population (WISQARS, 2010)

Firearms are used in nearly half (46%) of all suicides by youth\* (WISQARS, 2010)

More than 1 in 3 suicides of those under age 18 occurred the same day as a crisis (such as an argument with a parent or a break-up) (Suicide Prevention Resource Center & Harvard Injury Control Research Center, 2002)

When someone under the age of 19 uses a firearm to complete suicide, it usually belongs to a family member. In 2 out of 3 of these cases, the firearm was kept unlocked (Suicide Prevention Resource Center & Harvard Injury Control Research Center, 2002)

On average, 177 youth\* and 64 children\*\* die of unintentional shootings every year (WISQARS, 2000-2010)

Preventing unintentional fatal shootings of children and youth in the US could have saved over \$439 million in 2005 alone (WISQARS, 2005)

Unintentional shootings make up 16% of firearm-related deaths in children\*\* compared to 2% for the general public (WISQARS, 2010)

\*Youth are defined as ages 15-24

\*\*Children are defined as ages 0-14

For evidence-informed strategies for prevention, visit our resource guide: <http://ChildrensSafetyNetwork.org/firearm-resource-guide-2013>

To view this infographic on the CSN website, visit: <http://ChildrensSafetyNetwork.org/publications/firearms-intent-infographic>

### **Sources**

Suicide Prevention Resource Center, & Harvard Injury Control Research Center. (2002). Linking Data to Save Lives. *NVISS Fact Sheet*. Retrieved April 16, 2013, from <http://www.sprc.org/sites/sprc.org/files/library/YouthSuicideFactSheet.pdf>

WISQARS. (2000-2010). *Fatal Injury Data*. WISQARS (p. Accessed October 31st, 2013 by R. Hunt). Atlanta, GA. Retrieved from [http://webappa.cdc.gov/sasweb/ncipc/mortrate10\\_us.html](http://webappa.cdc.gov/sasweb/ncipc/mortrate10_us.html)

WISQARS. (2005). *Cost of Injury Reports*. WISQARS (p. Accessed October 3<sup>rd</sup>, 2013 by R. Hunt). Atlanta, GA. Retrieved from <http://wisqars.cdc.gov:8080/costT/>

WISQARS. (2005-2010). *Fatal Injury Data*. WISQARS (p. Accessed April 15th, 2013 by R. Hunt). Atlanta, GA. Retrieved from [http://webappa.cdc.gov/sasweb/ncipc/mortrate10\\_us.html](http://webappa.cdc.gov/sasweb/ncipc/mortrate10_us.html)